

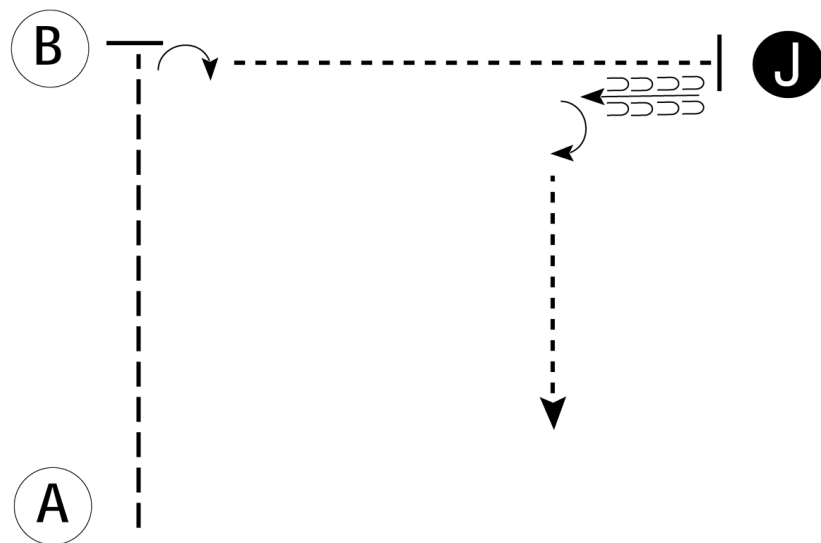
# SCHS Open Breed and Ranch Series

## Western Showmanship (Youth 11& U, Limited Youth/Adult)

Show Date: 04-26-2026

w w w . H o r s e S h o w P a t t e r n s . c o m

w w w . H o r s e S h o w P a t t e r n s . c o m



Be ready at A.

1. Trot from A to B.
2. Stop at B and perform a 90 degree turn.
3. Walk to judge.
4. Stop and set up for inspection.
5. When dismissed, back approximately one horse length.
6. Perform a 90 degree turn and walk away.

Follow the directions of your ring steward.

- Walk      - - - - -
- Trot      - - - - -
- Back      ← - - - - -
- Marker      ( B )
- Judge      ( J )

[S/WT-56]

Pattern Provided by:

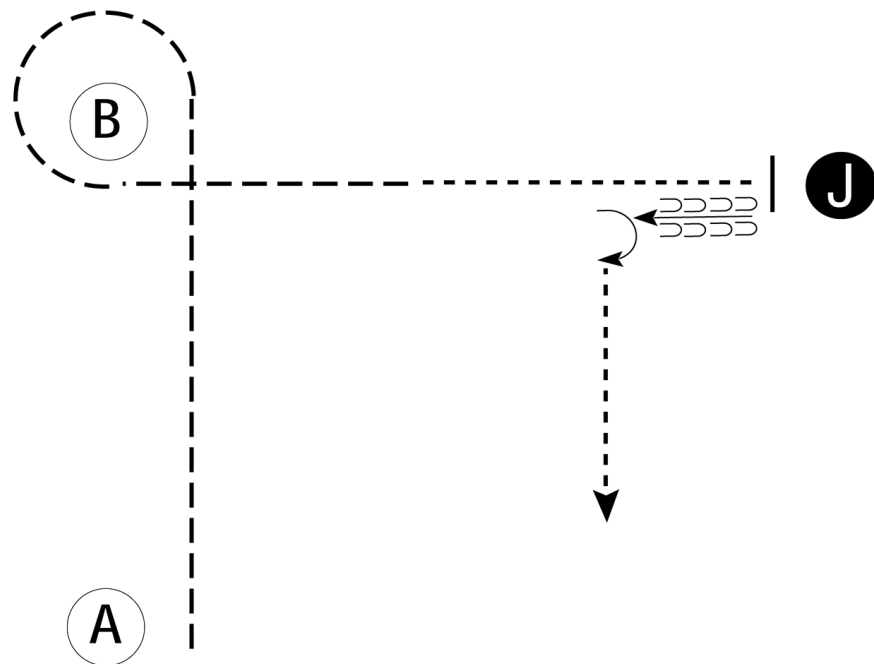
# SCHS Open Breed and Ranch Series

## Western Showmanship (Youth 18&U, Novice Rider)

Show Date: 04-26-2026

w w w . H o r s e S h o w P a t t e r n s . c o m


w w w . H o r s e S h o w P a t t e r n s . c o m



Be ready at A.

1. Trot from A to B.
2. Trot a tight circle around B.
3. Continue to trot halfway to judge.
4. Break to a walk and walk to judge.
5. Stop and set up for inspection.
6. When dismissed, back approximately one horse length.
7. Perform a 90 degree turn and walk away.

Follow the directions of your ring steward.

Walk	-----
Trot	- - - - -
Back	← 
Marker	ⓑ
Judge	ⓐ

[S/2-56]

Pattern Provided by:

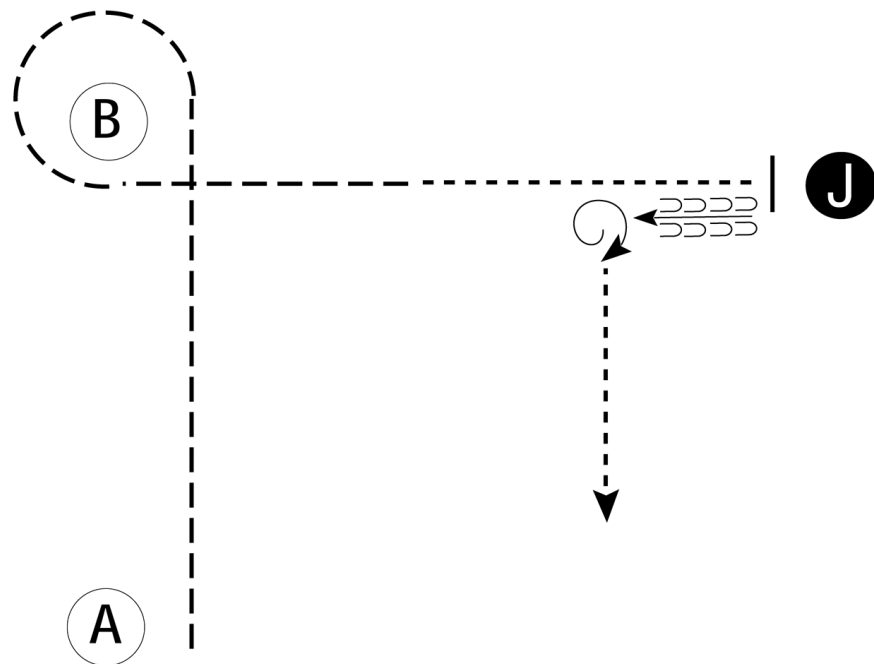
# SCHS Open Breed and Ranch Series

## Western Showmanship (Open All Ages, Adult)

Show Date: 04-26-2026

w w w . H o r s e S h o w P a t t e r n s . c o m

w w w . H o r s e S h o w P a t t e r n s . c o m



Be ready at A.

1. Trot from A to B.
2. Trot a tight circle around B.
3. Continue to trot halfway to judge.
4. Break to a walk and walk to judge.
5. Stop and set up for inspection.
6. When dismissed, back approximately one horse length.
7. Perform a 1 1/4 turn and walk away.

Follow the directions of your ring steward.

Walk	-----
Trot	- - - - -
Back	←
Marker	ⓑ
Judge	ⓐ

[S/3-56]

Pattern Provided by:

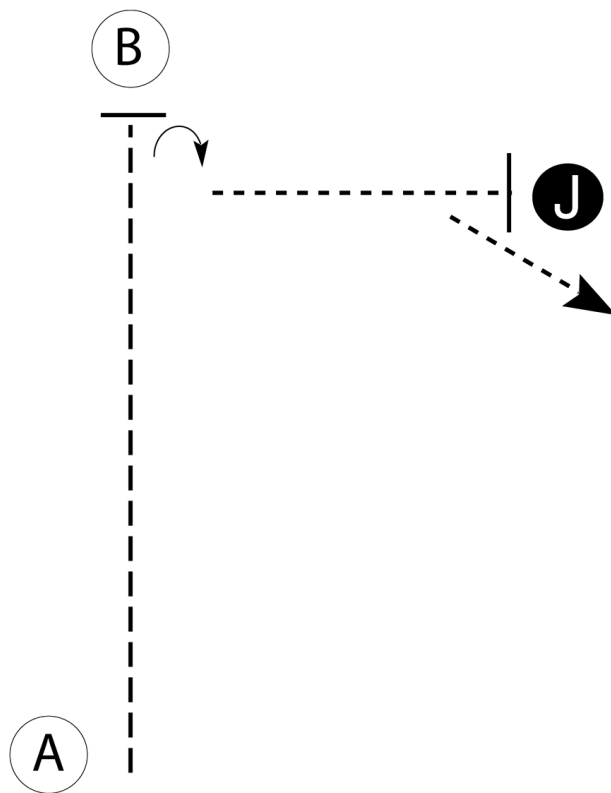
# SCHS Open Breed and Ranch Series

## Leadline Showmanship (Leadline 7&U)

Show Date: 04-26-2026

w w w . H o r s e S h o w P a t t e r n s . c o m

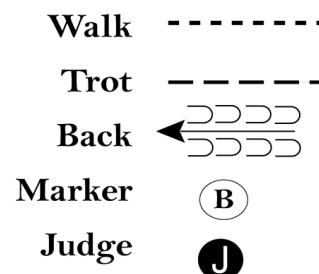
w w w . H o r s e S h o w P a t t e r n s . c o m



Be ready at A.

1. Trot to B.
2. Stop and perform a 1/4 turn.
3. Walk to judge.
4. Stop and set up for inspection.
5. When dismissed, turn slightly to the right and walk straight away from judge.

Follow the instructions of your ring steward.



[S/WT-52]

Pattern Provided by:

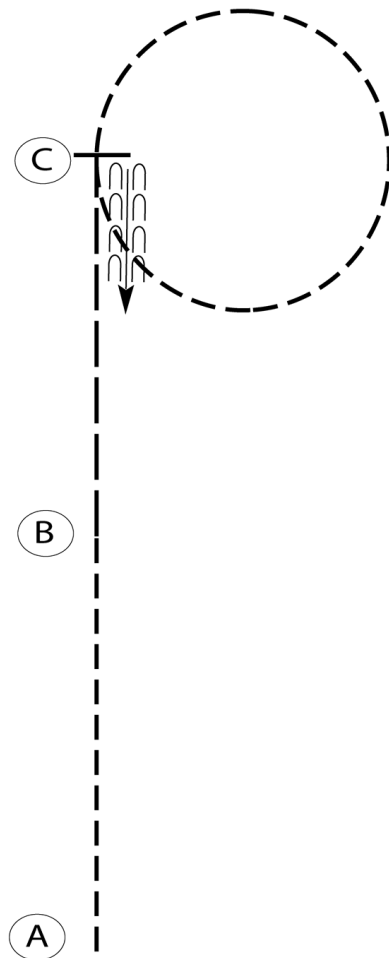
# SCHS Open Breed and Ranch Series

## W/J Western Horsemanship (Youth 11&U)

Show Date: 04-26-2026

www.HorseShowPatterns.com

www.HorseShowPatterns.com



Be ready at A.

1. Jog from A to B.
2. Extend the jog to C.
3. At C, jog a circle to the right.
4. Even with C, stop and back one horse length

Retire to the rail or line up at a jog.

Walk	-----
Jog	- - - - -
Extended Jog	- - - - -
Lope	—————
Leg Yield	
Lead Change	— / —
Back	← ← ← ← ← — — — — —
Marker	⊙ B
Sidepass	← — — — — →

[WH/WT-19]

Pattern Provided by:

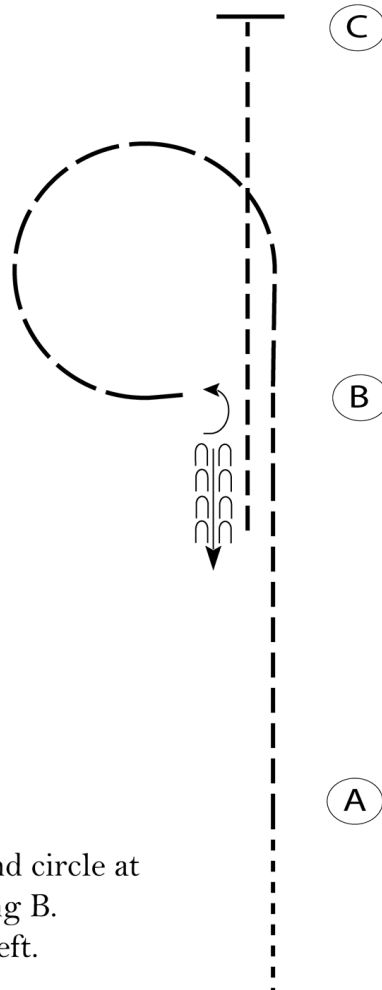
# SCHS Open Breed and Ranch Series

## Limited W/J Western Horsemanship (Limited Youth/Adult)

Show Date: 04-26-2026

w w w . H o r s e S h o w P a t t e r n s . c o m

w w w . H o r s e S h o w P a t t e r n s . c o m



Begin before A at a walk.

1. Jog from A to B.
2. At B, extend the jog and circle at B as shown. Stop facing B.
3. Turn 1/4 turn to the left.
4. Back one horse length.
5. Jog to C. Stop at C.

Follow the instructions of your ring steward.

<b>Walk</b>	-----
<b>Jog</b>	- - - - -
<b>Extended Jog</b>	- - - - -
<b>Lope</b>	—————
<b>Leg Yield</b>	
<b>Lead Change</b>	— / —
<b>Back</b>	← — — — — — — — — —
<b>Marker</b>	Ⓚ
<b>Sidepass</b>	← — — — — →

[WH/WT-17]

Pattern Provided by:

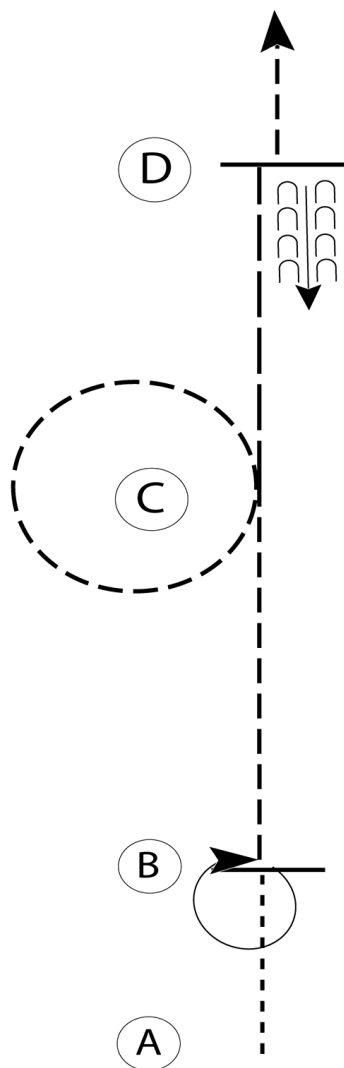
# SCHS Open Breed and Ranch Series

## Open W/J Western Horsemanship (Open All Ages)

Show Date: 04-26-2026

w w w . H o r s e S h o w P a t t e r n s . c o m

w w w . H o r s e S h o w P a t t e r n s . c o m



1. Walk from A to B
2. At B stop and perform a 360 degree turn on the hindquarters to the right
3. Jog to C, and jog a circle around C to the left
4. Extend the jog to D
5. At D stop, back five steps, and jog to the line

Walk	-----
Jog	- - - - -
Extended Jog	- - - - -
Lope	—————
Leg Yield	
Lead Change	— / —
Back	← C C C C C
Marker	⊙ B
Sidepass	←-----→

[WH/WT-15]

Pattern Provided by:

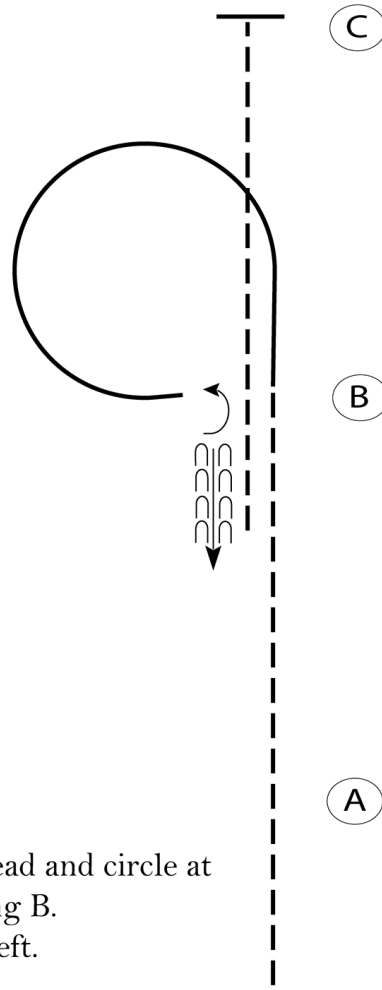
# SCHS Open Breed and Ranch Series

## Novice Rider W/J/L Western Horsemanship (Novice Rider Y/A)

Show Date: 04-26-2026

w w w . H o r s e S h o w P a t t e r n s . c o m

w w w . H o r s e S h o w P a t t e r n s . c o m



Begin before A at a jog.

1. Jog from A to B.
2. At B, lope on the left lead and circle at B as shown. Stop facing B.
3. Turn 1/4 turn to the left.
4. Back one horse length.
5. Jog to C. Stop at C.

Follow the instructions of your ring steward.

Walk	-----
Jog	- - - - -
Extended Jog	- - - - -
Lope	—————
Leg Yield	
Lead Change	— / —
Back	← ⊂ ⊂ ⊂ ⊂ ⊂ ⊂ ⊂ ⊂
Marker	⊙ B
Sidepass	← ———— →

[WH/1-17]

Pattern Provided by:

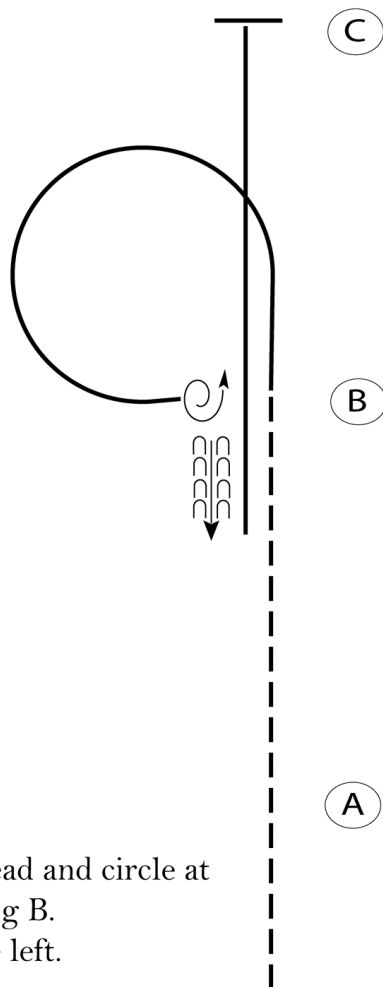
# SCHS Open Breed and Ranch Series

## W/J/L Western Horsemanship (Youth 18&U, Adult)

Show Date: 04-26-2026

w w w . H o r s e S h o w P a t t e r n s . c o m

w w w . H o r s e S h o w P a t t e r n s . c o m



Begin before A at a jog.

1. Jog from A to B.
2. At B, lope on the left lead and circle at B as shown. Stop facing B.
3. Turn 1 1/4 turn to the left.
4. Back one horse length.
5. Lope on the right lead to C. Stop at C.

Follow the instructions of your ring steward.

Walk	-----
Jog	- - - - -
Extended Jog	- - - - -
Lope	—————
Leg Yield	
Lead Change	— / —
Back	← c c c c c
Marker	Ⓟ
Sidepass	←-----→

[WH/2-17]

Pattern Provided by:

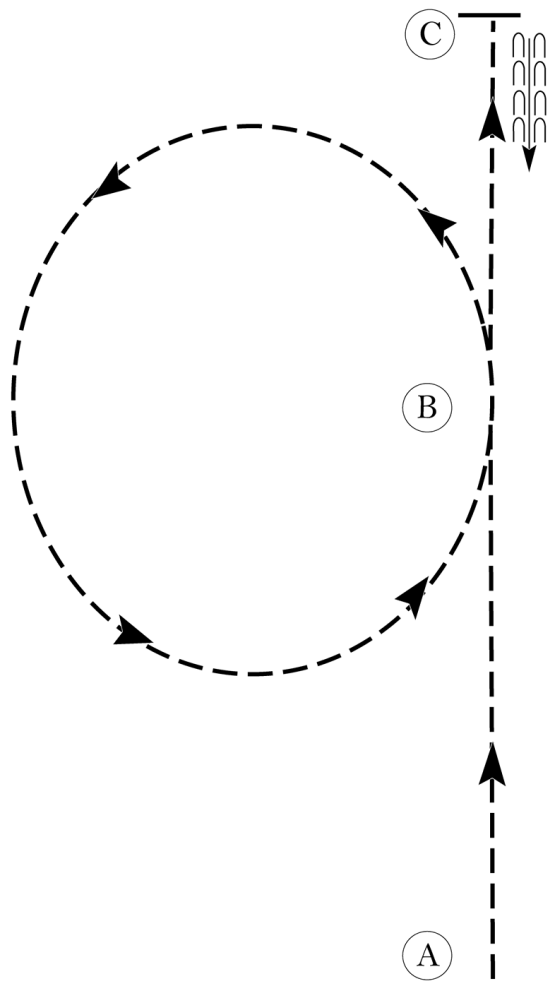
# SCHS Open Breed and Ranch Series

## W/T Hunt Seat Equitation (Youth 11&U, Limited)

Show Date: 04-26-2026

www.HorseShowPatterns.com

www.HorseShowPatterns.com



1. Posting trot on the left diagonal from A to B.
2. At B posting trot a circle to the left on the right diagonal.
3. Sitting trot to C.
4. Stop at C and back approximately one horse length.

Exit at a sitting trot.

Walk	-----
Trot	- - - - -
Extended Trot	— — — — —
Canter	—————
Leg Yield	
Lead Change	↘ ↙
Back	← ← ← ← ←
Marker	⊙
Sidepass	← - - - - →
Hand Gallop	— — — — —

[HSE/WT-21]

Pattern Provided by:

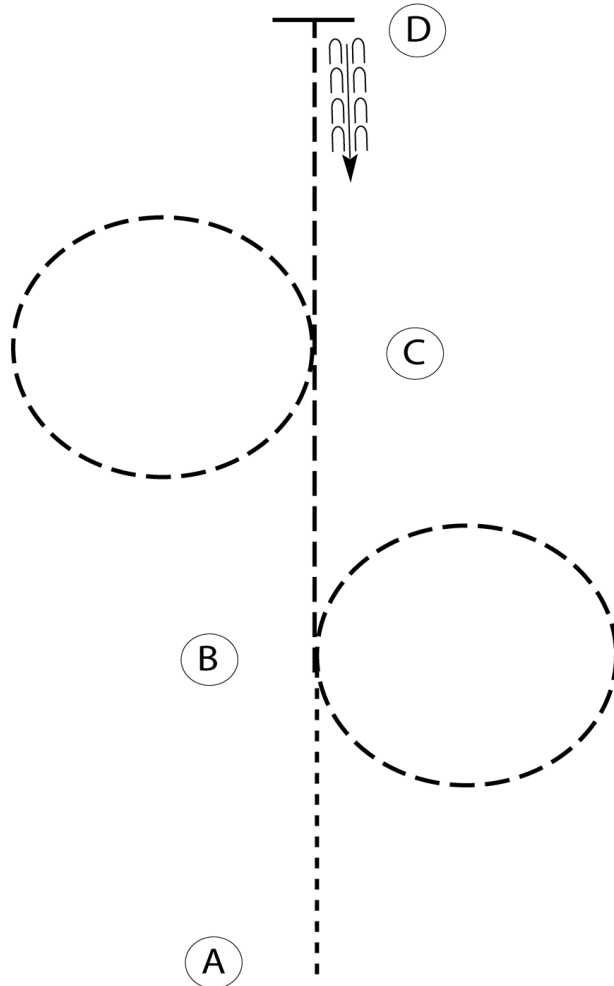
# SCHS Open Breed and Ranch Series

## Open W/T English Equitation (Open All Ages)

Show Date: 04-26-2026

w w w . H o r s e S h o w P a t t e r n s . c o m

w w w . H o r s e S h o w P a t t e r n s . c o m



Be ready at A.

1. Walk from A to B.
2. At B, posting trot circle to the right on proper diagonal.
3. Continue posting trot to C.
4. Change diagonals at C and perform a posting trot circle to the left on the proper diagonal.
5. After returning to C, sitting trot from C to D.
6. At D, stop and back approximately one horse length.

Walk	-----
Trot	- - - - -
Extended Trot	-----
Canter	-----
Leg Yield	
Lead Change	↙ ↘
Back	← ← ← ← ←
Marker	(B)
Sidepass	← - - - - →
Hand Gallop	-----

[HSE/WT-29]

Pattern Provided by:

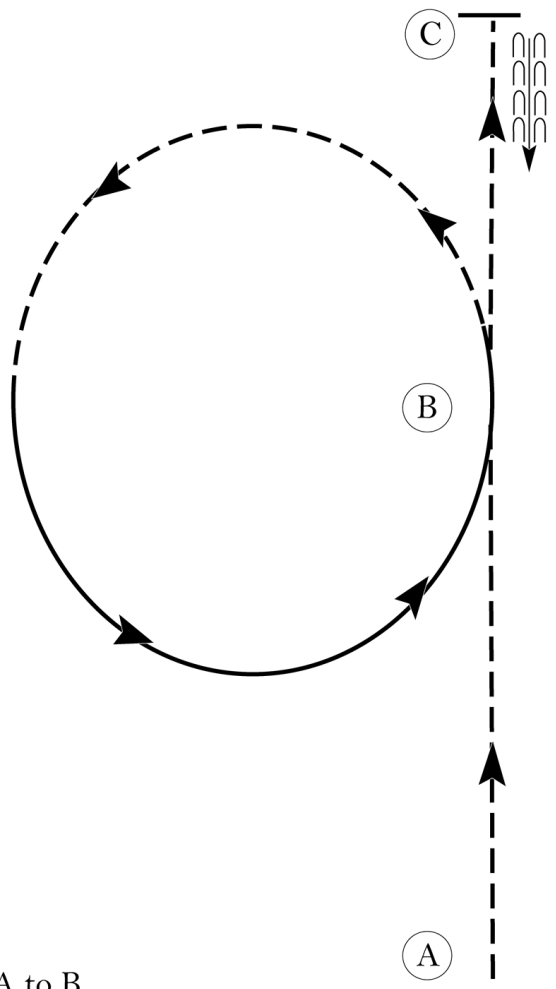
# SCHS Open Breed and Ranch Series

## W/T/C English Equitation (Novice Rider)

Show Date: 04-26-2026

w w w . H o r s e S h o w P a t t e r n s . c o m

w w w . H o r s e S h o w P a t t e r n s . c o m



1. Sitting trot A to B
2. At B posting trot a half circle to the left on the right diagonal.
3. Canter on the left lead back to B.
4. Sitting trot to C.
5. Stop at C and back approximately one horse length.

Exit at a sitting trot.

Walk	.....
Trot	-----
Extended Trot	-----
Canter	—————
Leg Yield	
Lead Change	///
Back	←←←
Marker	(B)
Sidepass	←-←
Hand Gallop	—————

[HSE/1-21]

Pattern Provided by:

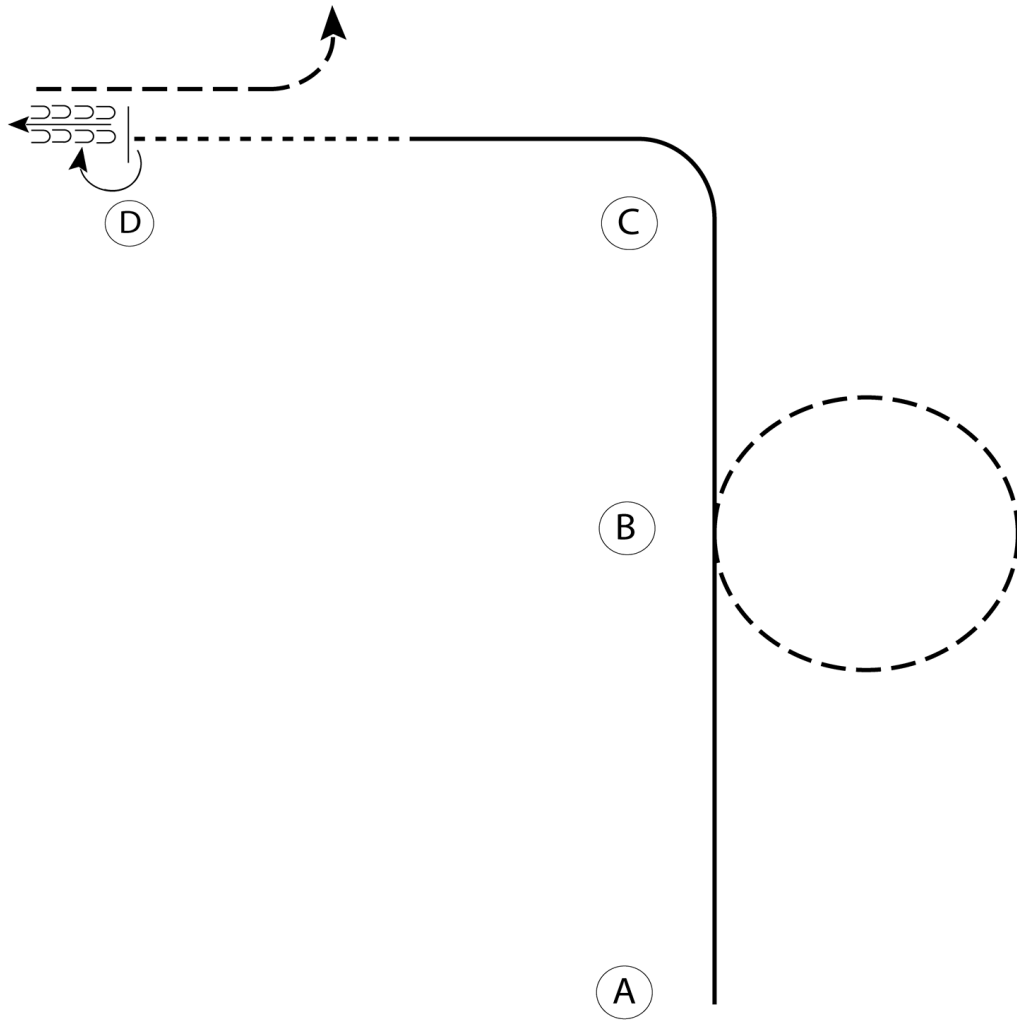
# SCHS Open Breed and Ranch Series

## W/T/C English Equitation (Youth 18&U,Adult)

Show Date: 04-26-2026

www.HorseShowPatterns.com

www.HorseShowPatterns.com



1. Canter on the right lead from A to B
2. At B circle to the right at the posting trot
3. At B canter on the left lead around C
4. Halfway between C and D break to the walk
5. Walk to D. At D stop and perform a 180 degree turn on the forehand to the right
6. Back one horse length
7. Sitting trot to the exit

Walk	-----
Trot	- - - - -
Extended Trot	-----
Canter	=====
Leg Yield	
Lead Change	↙ ↘
Back	← ← ← ← ←
Marker	(B)
Sidepass	← →
Hand Gallop	-----

[HSE/2-28]

**Pattern Provided by:**

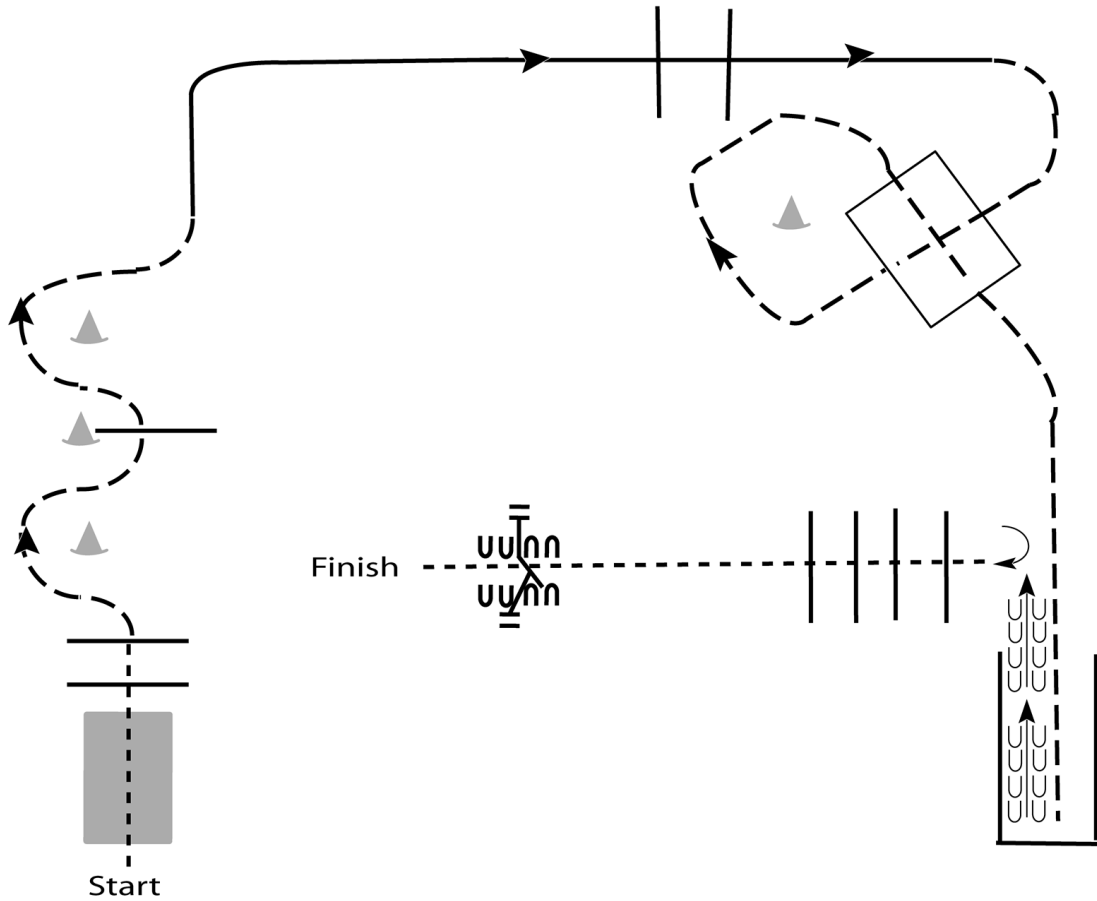
# SCHS Open Breed and Ranch Series

W/J/L Western, W/T/C English Trail (Novice Rdr, Youth 18&U, Adult)

Show Date: 04-26-2026

www.HorseShowPatterns.com

www.HorseShowPatterns.com



Be ready at start.

1. Walk over bridge and over poles.
2. Jog through serpentine and over pole.
3. Lope on the right lead over poles.
4. Jog through box and into chute.
5. Back out of chute.
6. Turn 90 degrees and walk over elevated poles.
7. Work gate with left hand.

Walk	-----
Jog	-----
Extended Jog	-----
Lope	—————
Leg Yield	
Lead Change	↘
Back	←←←←←
Marker	ⓑ
Sidepass	←-----→

[T/1-6]

Pattern Provided by:

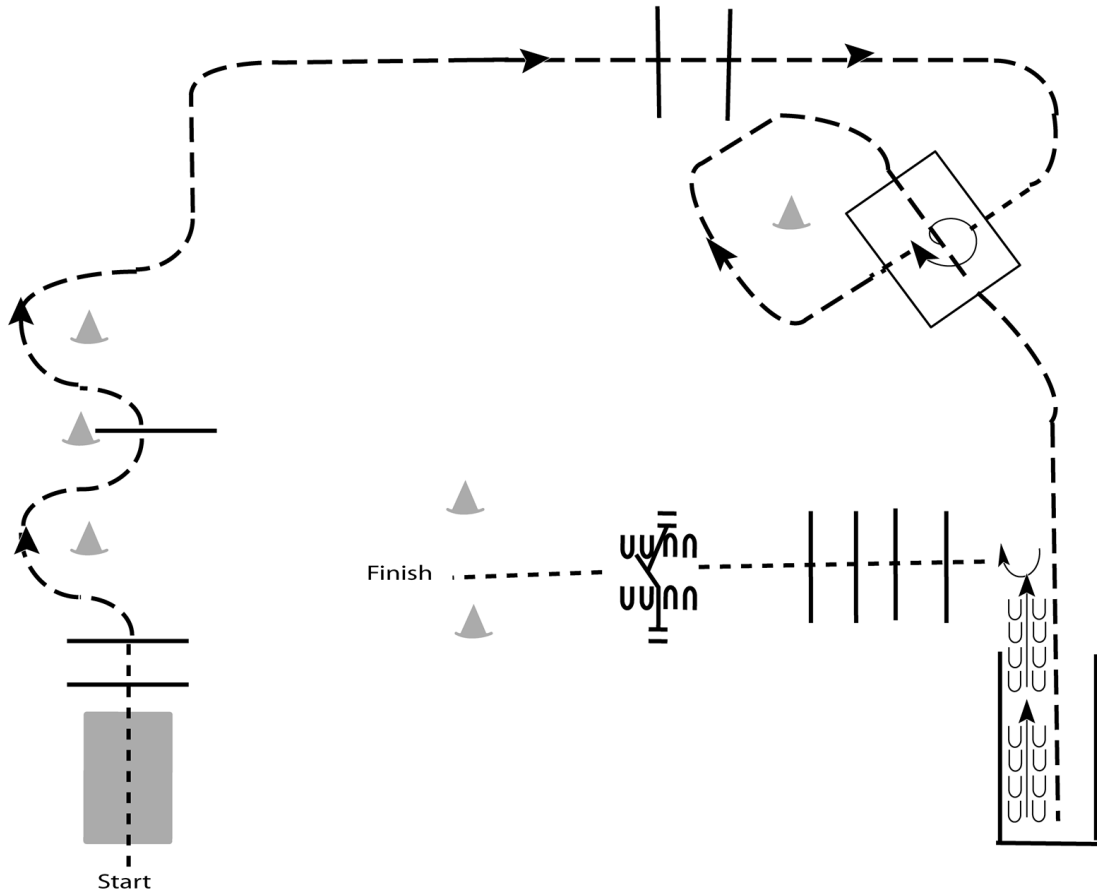
# SCHS Open Breed and Ranch Series

W/J Western, W/T English Trail (Youth 11&U, Limited Y/A, Open)

Show Date: 04-26-2026

www.HorseShowPatterns.com

www.HorseShowPatterns.com



1. Walk over bridge and over poles.
2. Jog through serpentine and over pole.
3. Continue to jog over poles.
4. Break to a walk and walk into box. Turn a full turn to the right and walk out of box.
5. Jog through box and into chute
6. Back out of chute
7. Turn 90 degrees and walk over poles to gate
8. Work gate and walk to finish

<b>Walk</b>	-----
<b>Jog</b>	- - - - -
<b>Extended Jog</b>	- - - - -
<b>Lope</b>	—————
<b>Leg Yield</b>	
<b>Lead Change</b>	— / —
<b>Back</b>	← ← ← ← ←
<b>Marker</b>	Ⓚ
<b>Sidepass</b>	← — — — — →

[T/1-6]


**Pattern Provided by:**



# Sussex County Horse Show

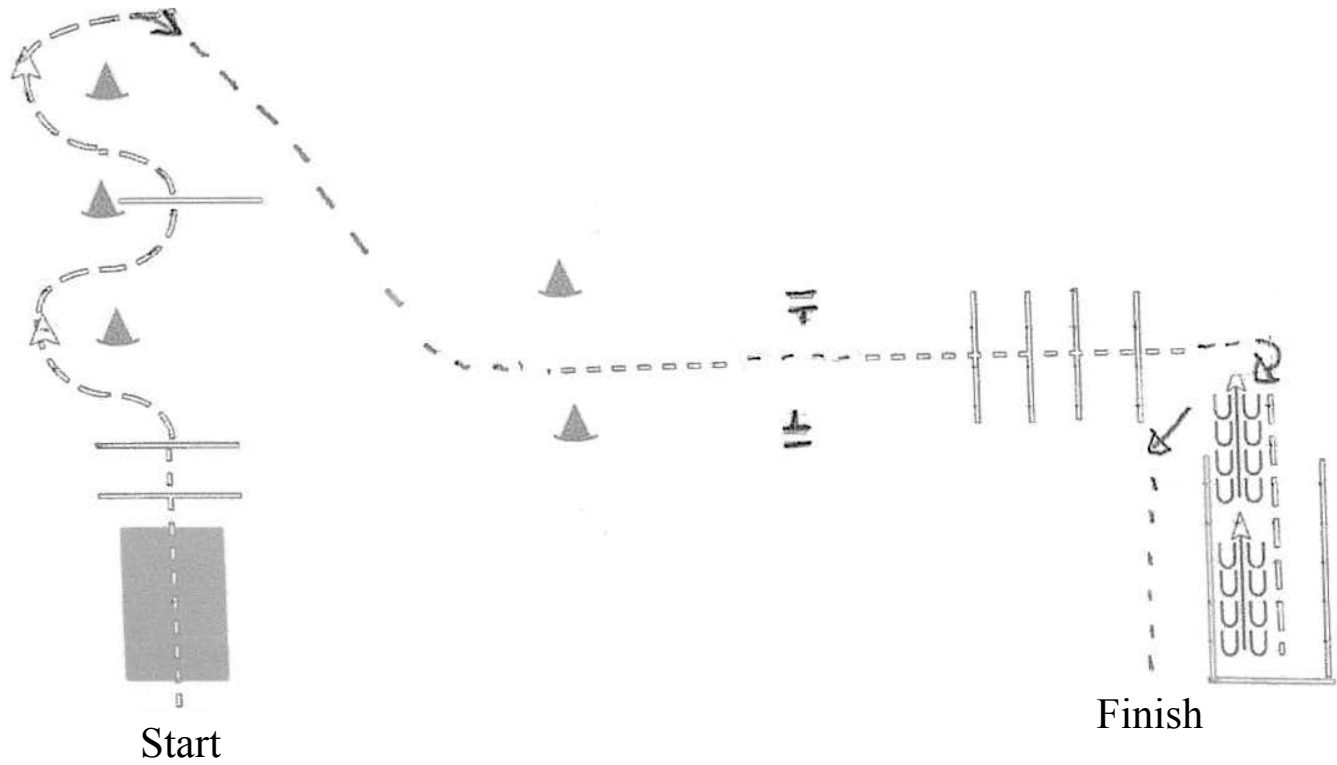
## Open Breed and Ranch Series

SCHS Open Breed Show



### Leadline Trail

Show Date: 04-26-2026



1. Walk over bridge and over poles.
2. Walk thru serpentine and over pole.
3. Optional jog to cones.
4. Walk thru open gate and over poles.
5. Stop. 1/4 turn to the right and walk into chute.
6. Back out of chute.
7. Slight turn to the right and walk to finish.

**Walk** - - - - -  
**Trot** - - - - -

w w w . H o r s e S h o w P a t t e r n s . c o m

w w w . H o r s e S h o w P a t t e r n s . c o m